

PRESSURE TRANSMITTER WITH PRESSURE PROOF HOUSING FOR HAZARDOUS APPLICATIONS

SERIES 23 Ed / 25 Ed SERIES 33 X Ed / 35 X Ed

These piezoresistive pressure transmitters with pressure proof housing are approved for use in explosion risk areas of group II. They provide stable and accurate measurements of absolute and gauge pressures of liquid and gaseous media in the pressure range between 0,1 and 300 bar.

Flexibility

The modular structure of this product range allows highly flexible applications and solutions that are tailored to users' requirements. Numerous versions are available, for example with different pressure connections, materials and filling oils, or versions for use with oxygen and with special performance characteristics. In addition to the classical analog output signal (Series 23 Ed and 25 Ed), a digital solution based on the successful high-precision Series 30 X transmitters is also available (33 X Ed and 35 X Ed).

Analog transmitters, Series 23 Ed and 25 Ed



This series is based on the stable piezoresistive transducer with analog electronics. The zero point and sensitivity, and the temperature coefficients for the zero point and sensitivity, are compensated by resistors and/or potentiometers.

Digital transmitters Series 33 X Ed and 35 X Ed

This series features microcontroller-based electronic evaluation to ensure maximum accuracy. Each transmitter is gauged across the entire pressure and temperature range. This provides the basis for calculating a mathematical model that corrects all reproducible errors. The pressure value can be read via the interface and at the same time it is also available in analog form as a 4...20 mA or 0...10 V version.

Interface: RS485 half-duplex for 9600 and 115'200 baud for line lengths up to 1400 m and a maximum of 128 bus subscribers. Protocol: KELLER Bus and MODBUS RTU. The devices can be configured (scale analog output, switch units, change filter settings, zeroing, etc.) and measured values can be recorded with the CCS30 or PROG30 software, available free of charge.

Ex-Classification

 Ex db IIC T6 to T4 LCIE 03 ATEX 6082 X	 0081
--	---

T4 for $T_a \leq 100$ °C, T5 for $T_a \leq 95$ °C, T6 for $T_a \leq 80$ °C

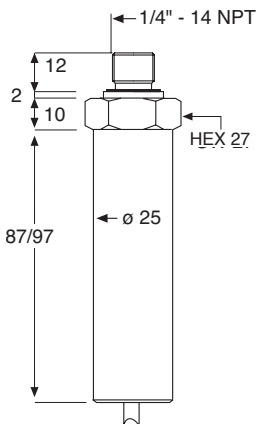


Series 23 Ed
Series 33 X Ed



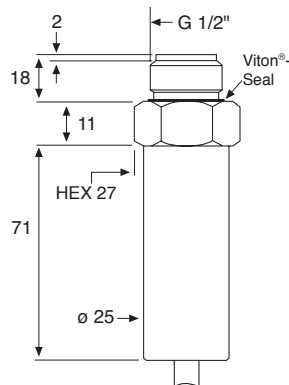
Series 25 Ed
Series 35 X Ed

Series 23 Ed / Serie 33 X Ed



Series 25 Ed / Series 35 X Ed

Pressure connection:
illustrations of examples



SPECIFICATIONS

Standard Pressure Ranges (FS) and Overpressure in bar

PR-23/25 Ed, PR-33/35 X Ed	-1	1	3	10	30					<i>All intermediate ranges for the analog output of Series 33/35 X Ed are realizable by spreading the standard ranges. Smallest range: 0,1 bar.</i>
PA(A)-23 Ed, PA(A)-33 X Ed		1	3	10	30	100	200	300		
PA-25 Ed, PA-35 X Ed		1	3	10	30	100				
Overpressure	-1	3	7	20	60	200	300	450		

PAA: Absolute. Zero at vacuum PA: Sealed Gauge. Zero at 1000 mbar abs. PR: Vented Gauge. Zero at atmospheric pressure

Stability 0,1 %FS typ. (FS > 1 bar) 1 mbar typ. (FS ≤ 1 bar)

Series 23 Ed / 25 Ed

Accuracy @ RT ⁽¹⁾	0,2 %FS typ.	0,5 %FS max.
Compensated Temperature Range	-10...80 °C	
Storage- / Operating Temperature ⁽²⁾	-30...100 °C	
Temperature Coefficients...	...of Zero	...of Sensitivity
· FS > 1 bar	0,01 %FS/°C max.	0,02 %/°C max.
· FS 1 bar	0,02 %FS/°C max.	0,02 %/°C max.
· FS 0,5 bar	0,03 %FS/°C max.	0,02 %/°C max.
· FS 0,2 bar	0,05 %FS/°C max.	0,02 %/°C max.

Series 33 X Ed / 35 X Ed

	<u>analog</u>	<u>digital</u>
Accuracy @ RT ⁽³⁾	0,03 %FS typ. ⁽⁴⁾	0,02 %FS typ.
Error Band (10...40 °C)	0,1 %FS ⁽⁴⁾	0,05 %FS
Error band (-10...80 °C)	0,15 %FS ⁽⁴⁾	0,1 %FS
Storage- / Operating Temperature ⁽²⁾	-30...100 °C	

⁽¹⁾ Linearity (best straight line through zero) + hysteresis + repeatability

⁽²⁾ T4 for T_a ≤ 100 °C, T5 for T_a ≤ 95 °C, T6 for T_a ≤ 80 °C

⁽³⁾ Linearity (BFSL) + hysteresis + repeatability

⁽⁴⁾ Disturbance of the 4...20 mA signal occurs during communication through RS485.

	<u>2-Wire</u>	<u>3-Wire</u>	<u>Digital</u> (only 33/35 X Ed)
Signal Output	4...20 mA	0...10 V	RS 485
Supply (U)	8...32 Vcc	13...32 Vcc	8...32 Vcc / 3,5...12 Vcc
Load Resistance (R _L)	(U-8 V) / 0,025 A	> 5 k	

Electrical Connection	PUR-cable, length 2 m (with PE-sheath and reference tube for gauge). Others on request.
Volumetric Change	< 0,1 mm ³ / FS
Pressure Connection	G 1/4", G 1/2", G 3/4", 1/2"-14 NPT, 1/4"-18 NPT
Material in Media Contact	Stainless steel 1.4435 (316L), Viton®
Protection	IP50 (IP65/IP68 on request)
EMC Conformity	EN 61000-6-2:2005 / EN 61000-6-3:2007 / EN 61326-2-3:2006
Weight	PR/PA/PAA ≈ 200 g
Insulation	> 10 MΩ @ 50 V
Endurance	> 10 million cycles 0...100 %FS at 25 °C

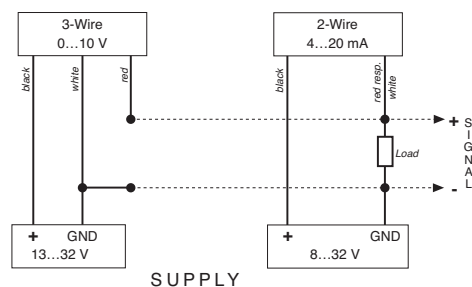
Optionen

Pressure Connection	On request
Pressure Ranges	All pressure ranges between 0,1 and 300 bar
Material in Media Contact	Hastelloy C-276 (C-22), gold-plated. Others on request.
Oil Filling	Fluorized oil (O ₂ -compatible), olive-oil, low temperature oil

ELECTRICAL CONNECTIONS

Series 23 Ed / 25 Ed		Cable	Series 33 X Ed / 35 X Ed	
2-Wire Transmitter	3-Wire Transmitter		2-Wire Transmitter	3-Wire Transmitter
-	GND	white	OUT/GND	GND
OUT/GND	+OUT	red	-	+OUT
+Vcc	+Vcc	black	+Vcc	+Vcc
		blue	RS 485A	RS 485A
		yellow	RS 485B	RS 485B

TRANSMITTER



Website

www.SensorsONE.co.uk

Email

enquiries [at] SensorsONE.co.uk

QR Code

Save the SensorsONE website address to your mobile smartphone by scanning this QR code

