

# 4T 96

TEMPERATURE INDICATOR with CONFIGURABLE INPUT



## Main applications

- Extrusion lines
- Rubber presses
- Test benches
- Food processing equipment
- Thermometry
- Hygrometry

## Main features

- Faceplate configurable input
- Protected by a personal code
- Configurable by a serial link
- Transmitter power supply incorporated
- Custom thermocouple linearisation available
- Internal linearisation for engineering units
- Labels provided for the most common physical units

## GENERAL

Microprocessor based indicator in both 96x48 (1/8 DIN) formats manufactured with SMT.

The instrument have a lexan membrane faceplate (guaranteed to IP65) which has 3 keys, a 3 / 4 digit display .

The input signal can be selected from a wide range of sensors:

- Thermocouples of type J, K, R, S, T, B, E, N, L GOST, U, G, D, C
- Resistance thermometers Pt100, JPt100; 2 / 3 wire
- PTC and NTC themistors
- Linear inputs 0 to 60/12 to 60mV, 0 to 20/4 to 20mA, 0 to 10/2 to 10/0 to 5/1 to 5/0 to 1/0, 2 to 1V

The selection is made using the faceplate keys and correct input contact.

No external shunt or adapter is required.

The programming of the instrument is made easy by grouping the parameters in function blocks and by a simplified data entry menu.

The configuration can be simplified even further using the PC programming

kit made up of a connection cable and a menu guide program that runs under windows (see data sheet cod. WINSTRUM).

A configurable personal software protection code (password protection) can be used to restrict the levels of editing and displaying the configuration parameters.

## TECHNICAL DATA

### INPUTS

Accuracy 0,2% f.s.  $\pm 1$  digit.

Sampling time 120msec for temperature sensors, configurable for linear inputs down to a minimum of 15msec with reduction of the resolution to 4000 steps.

Configurable decimal point position for linear inputs, for TC, RTD, PTC and NTC inputs, only one decimal digit is allowed in the maximum display range of -199.9 to 999.9 (4 digit display) and -99.9 to 99.9 (3 digit display with sign) with indication of open circuit thermocouple or RTD, PTC or NTC in open or short circuit, indication of over- and under-range for linear inputs.

### TC - Thermocouple (4 digit)

J	0 to 1000°C / 32 to 1832°F
K	0 to 1300°C / 32 to 2372°F
R	0 to 1750°C / 32 to 3182°F
S	0 to 1750°C / 32 to 3182°F
T	-200 to 400°C / -328 to 752°F
B	44 to 1800°C / 111 to 3272°F
E	-100 to 750°C / -148 to 1382°F
N	0 to 1300°C / 32 to 2372°F
L-GOST	0 to 600°C / 32 to 1112°F
U	-200 to 400°C / -328 to 752°F
G	0 to 2300°C / 32 to 4172°F
D	0 to 2300°C / 32 to 4172°F

**C** 0 to 2300°C / 32 to 4172°F  
**custom** -1999 to 9999

**TC - Thermocouple  
 (3 digit + sign)**

**J** 0 to 999°C / 32 to 999°F  
**K** 0 to 999°C / 32 to 999°F  
**R** 0 to 999°C / 32 to 999°F  
**S** 0 to 999°C / 32 to 999°F  
**T** -200 to 400°C / -328 to 752°F  
**B** not available  
**E** -100 to 750°C / -148 to 999°F  
**N** 0 to 999°C / 32 to 999°F  
**L-GOST** 0 to 600°C / 32 to 999°F  
**U** -200 to 400°C / -328 to 752°F  
**G** 0 to 999°C / 32 to 999°F  
**D** 0 to 999°C / 32 to 999°F  
**C** 0 to 999°C / 32 to 999°F  
**custom** -999 to 999

**RTD (2 or 3 wire)  
 (4 digit)**

**PT100** -200 to 600°C / -328 to 1112°F  
**JPT100** -200 to 600°C / -328 to 1112°F

**(3 digit + sign)**

**PT100** -200 to 600°C / -328 to 999°F  
**JPT100** -200 to 600°C / -328 to 999°F

**PTC**

990Ω, 25°C -55 to 120°C / -67 to 248°F

**NTC**

1KΩ, 25°C -10 to 70°C / 14 to 158°F

**DC - Linear**

With scale configurable within the limits:

- 1999 to 9999 (4 digit);
- 999 to 999 (3 digit + sign)
- 0 to 60mV / 12 to 60mV
- 0 to 10V / 2 to 10V
- 0 to 5V / 1 to 5V
- 0 to 1V / 0,2 to 1V
- 0 to 20mA / 4 to 20mA

Input impedance: for voltage signals  
 Ri > 1MΩ f.s. 60mV and 1V,  
 Ri > 10KΩ f.s. 5V and 10V.  
 For current signals Ri = 50Ω  
 32-segment configurable linearisation  
 can be used.

**POWER SUPPLY**

Standard: 100 to 240Vac/dc ± 10%  
 optional: 11 to 27Vac/dc ± 10%

50/60Hz, max. 5,5VA  
 protected by an internal replaceable fuse

**POWER SUPPLY**

**TRANSMITTER**  
 24V ±10% un stabilised, 50mA  
 15V for transmitter, 50mA  
 1,2V for potentiometer > 100Ω

**AMBIENT CONDITIONS**

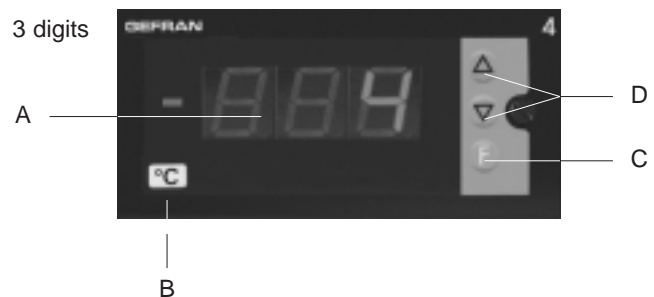
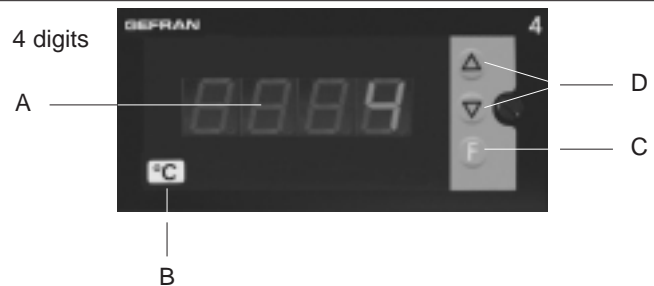
**Working temperature range:** 0 to 50°C  
**Storage temperature range:** -20 to 70°C  
**Humidity:** 20 to 85%Ur non-condensing

**WEIGHT**

280g in the complete version

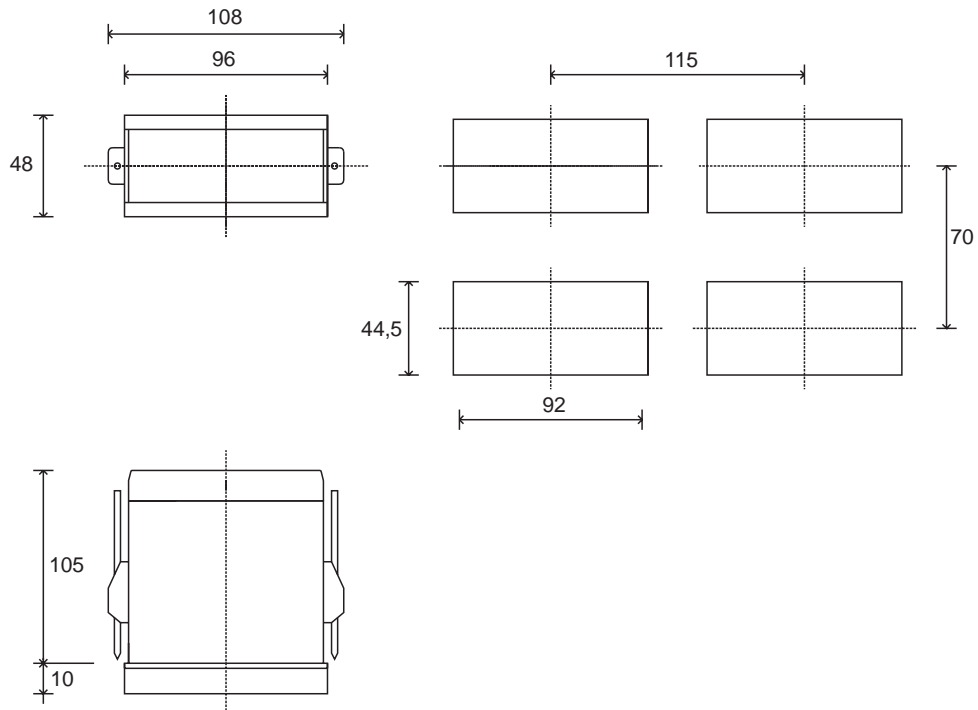
**FACEPLATE DESCRIPTION**

- A - PV display: indication of process variable;  
 20mm for 3 digit; 14mm for 4 digit; Red LED display
- B - Label for engineering units
- C - "Function" key
- D - "Raise" and "Lower" keys



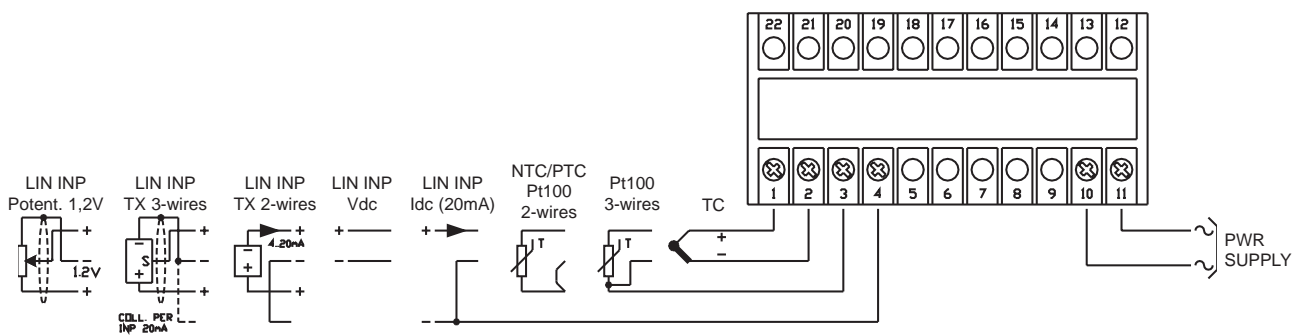
IP65 faceplate protection

## DIMENSIONS and CUT-OUT



Dimensions: 96x48mm (1/8DIN) 105mm

## CONNECTION DIAGRAM



Apply user's manual warnings for a correct installation

**ORDER CODE**

4T 96

NR. DIGITS	
3 + sign	3
4	4

POWER SUPPLY	
0	11 to 27Vac/dc
1	100 to 240Vac/dc

TRANSMITTER POWER SUPPLY	
0 0	None
For T input (alternative to RTD, PTC, NTC)	
0 1	1,2Vdc for potentiometer (*)
1 5	15Vdc for transmitter
2 4	24Vdc, 50mA

(\*) R77 for version with potentiometer input (Rinput > 10MΩ)



The instrument conforms to the European Directives 89/336/CEE and 73/23/CEE with reference to the generic standards:  
 - CEI-EN 61000-6-2 (immunity in industrial environments) - EN 50081-1 (emission in residential environments) - EN 61010-1 (safety)

cod. 4T 96 - 01/04