

MELT PRESSURE TRANSMITTERS

IN SERIES

Voltage Output



The "IMPACT" series are pressure transmitters, without transmission fluid, for using in High temperature environment (350°C).

Medium pressure is transferred directly to the sensitive silicon element via a thick diaphragm.

Strain is transduced by a micro-worked silicon structure (MEMS).

The operating principle is piezoresistive.

"IMPACT" is an exclusive series of high-temperature pressure sensors that use the piezoresistive principle. The main characteristic of "IMPACT" sensors is that they do not contain any transmission fluid.

The sensitive element, directly positioned behind the contact membrane, is realised in silicon through microprocessing techniques.

The micro structure includes the measurement membrane and piezoresistors.

The minimum deflection required by the sensitive element makes it possible to use very robust mechanics.

The process contact membrane can be up to 15 times thicker than the membrane used in traditional Melt sensors.

ADVANTAGES

- Total compatibility with the European RoHS Directive
- High strength
- Long life
- Working temperature: up to 350°C
- Excellent read stability over time
- Fast response time < 1ms

MAIN FEATURES

- Pressure ranges:
0-100 to 0-1000 bar / 0-1500 to 0-15000 psi
- Accuracy: < ±0.25% FSO (H); < ±0.5% FSO (M)
- Standard threading 1/2-20UNF, M18x1.5; other versions on request
- Other types of diaphragms are available on request
- Autozero function on board / external option
- 15-5 PH stainless steel diaphragm

AUTOZERO FUNCTION

All signal variations in the absence of pressure can be eliminated by using the Autozero function.

This function is activated by closing a magnetic contact located on the transmitter housing or by means of external autozero.

The procedure is permitted only with pressure at zero".

The Autozero function should be activated ONLY when the sensor is completely installed on the system.

TECHNICAL SPECIFICATIONS

Accuracy (1)	H <±0.25%FSO M <±0.5%FSO
Resolution	Infinite
Measurement range	0..100 to 0..1000bar 0..1500 to 0..15000psi
Maximum overpressure (without degrading performances)	2 x FS 1.5 x FS above 700bar/10000psi
Measurement principle	Piezoresistivo
Power supply	15...30Vdc N, C
Maximum current absorption	25mA
Insulation resistance (at 50Vdc)	>1000 MOhm
Output signal Full Scale FSO	5Vdc (M,H) - 10Vdc (N,L) 5.1Vdc (B) - 10.1Vdc (C)
Zero balance (tolerance ± 0.25% FSO)	0Vdc (M,N,H,L) 0.1Vdc (B,C)
Zero signals adjustment (tolerance ± 0.25% FSO)	"Autozero" function
Maximum allowed load	1mA
Response time (10...90% FSO)	~ 1ms
Output noise (RMS 10-400Hz)	< 0.025% FSO
Calibration signal	80% FSO
Output short circuit ingress and reverse polarity protection	YES
Voltage spike protection	> 2KV burst test, to EN61000-4-4
CE conformity (89/336 direttive)	EMC Emission EN61000-6-3 EMC Immunity EN61000-6-2 (10V/m)
Compensated temperature range	0...+85°C
Operating temperature range	-30...+105°C
Storage temperature range	-40...+125°C
Maximum diaphragm temperature	350°C
Zero signal variation due to process temperature variation in range (20-350°C)	< ± 1,2%FSO
Full-scale signal variation due to process temperature variation in range (20-350°C)	< ± 1%FSO
Std contact diaphragm with process	15-5 PH
Protection degree (with 6-pole female connector)	IP65 IP54 modular solution
Electrical connection	Conn. 6-pin VPT07RA10-6PT (PT02A-10-6P) Conn. 8-pin PC02E-12-8P

FSO = Full scale output

(1) BFSL method (Best Fit Straight Line): includes combined effects of Non-Linearity, Hysteresis and Repeatability.

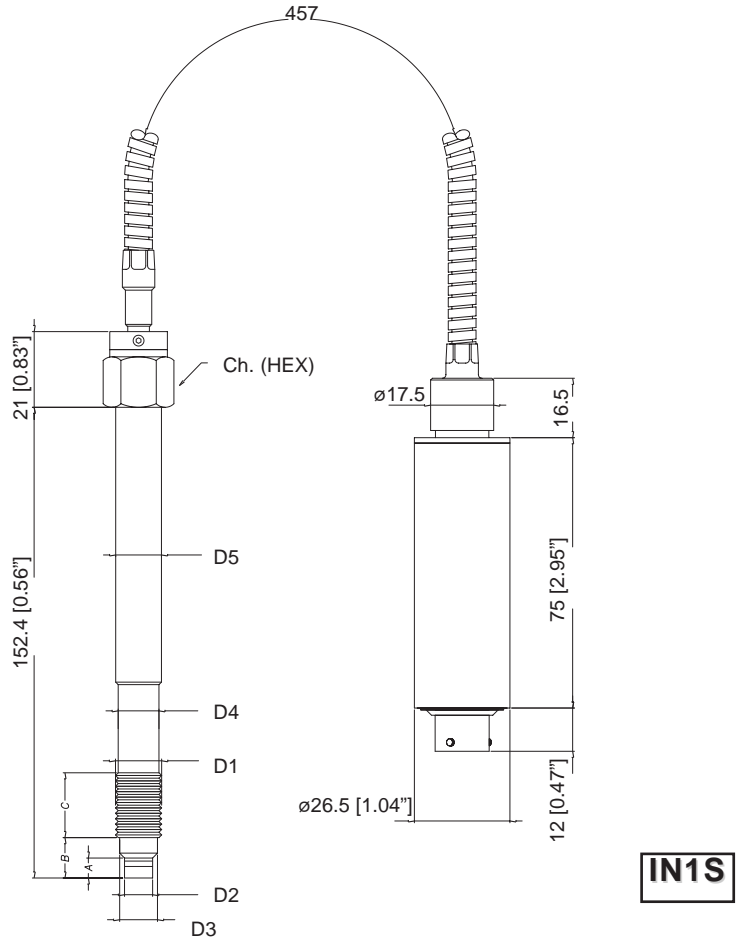
MECHANICAL DIMENSIONS

D1	1/2 - 20UNF
D2	$\varnothing 7.8 - 0.05$ [$\varnothing 0.31'' - 0.002$]
D3	$\varnothing 10.5 - 0.025$ [$\varnothing 0.41'' - 0.001$]
D4	$\varnothing 10.67$ [$\varnothing 0.42''$]
D5	$\varnothing 12.7$ [$\varnothing 0.5''$]
A	5.56 - 0.26 [0.22'' - 0.01]
B	11.2 [0.44'']
C	15.74 [0.62'']
Ch	16
[Hex]	[5/8'']

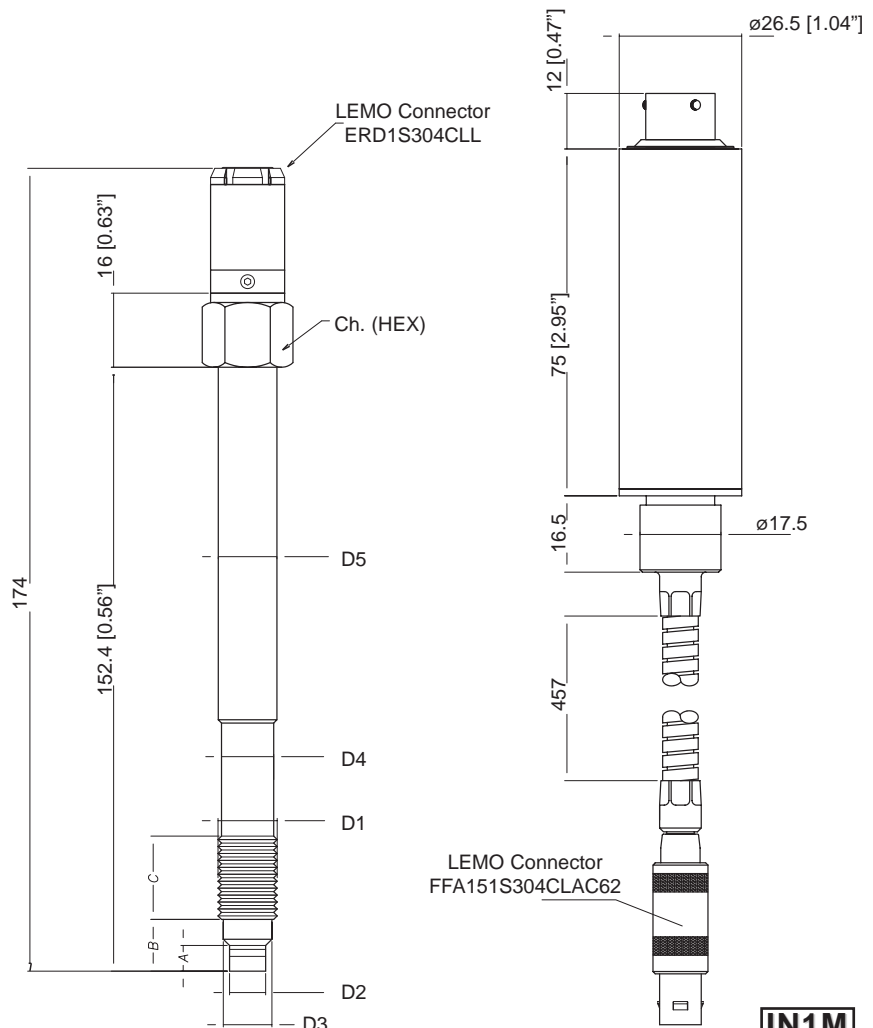
D1	M18x1.5
D2	$\varnothing 10 - 0.05$ [$\varnothing 0.394'' - 0.002$]
D3	$\varnothing 16 - 0.08$ [$\varnothing 0.63'' - 0.003$]
D4	$\varnothing 16 - 0.4$ [$\varnothing 0.63'' - 0.016$]
D5	$\varnothing 18$ [$\varnothing 0.71''$]
A	6 - 0.26 [0.24'' - 0.01]
B	14.8 - 0.4 [0.58'' - 0.016]
C	19 [0.75'']
Ch	19
[Hex]	[3/4'']

NOTE :
dimensions refer to rigid stem length option "4"
(153 mm – 6")

WARNING :
For installation use a maximum tightening torque of 40 Nm (355 in-lb)



IN1S

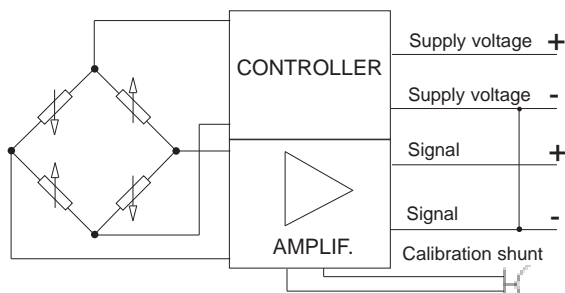


IN1M

ELECTRICAL CONNECTIONS

VOLTAGE OUTPUT (M, N, B, C)

Supply 15..30Vdc



MAGNETIC AUTOZERO

6-pin

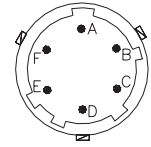
C
D
A
B
E - F

EXTERNAL AUTOZERO

6-pin

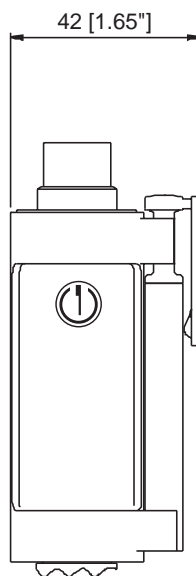
Supply voltage +	C
Supply voltage -	D
Signal +	A
Signal -	B
Autozero	E - F

6 pin connector
VPT07RA10-6PT2
(PT02A-10-6P)



Connect the cable sheathing to the side of the instrument

AUTOZERO FUNCTION



The Autozero function is activated through a magnetic contact (external magnet supplied with the sensor).

See the manual for a complete Autozero function explanation.

ACCESSORIES

Connectors

6-pin female connector (IP65 protection degree)
8-pin female connector

CON300
CON307

Extension cables

6-pin connector with 8m (25ft) cable
6-pin connector with 15m (50ft) cable
6-pin connector with 25m (75ft) cable
6-pin connector with 30m (100ft) cable

C08WLS
C15WLS
C25WLS
C30WLS

Other lengths

on request

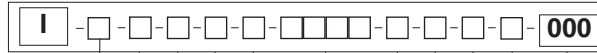
Cable color code

Conn.	Wire
A	Red
B	Black
C	White
D	Green
E	Blue
F	Orange

Accessories

Mounting bracket
Dummy plug for 1/2-20UNF
Dummy plug for M18x1.5
Drill kit for 1/2-20UNF
Drill kit for M18x1.5
Cleaning kit for 1/2-20UNF
Cleaning kit for M18x1.5
Fixing pen clip
Autozero pen

SF18
SC12
SC18
KF12
KF18
CT12
CT18
PKIT309
PKIT312



OUTPUT SIGNAL	
0...5Vdc	M
0...10Vdc	N
0.1...5.1Vdc	B
0.1...10.1Vdc	C

VERSION	
Rigid + flexible stem	1

MECHANICS	
SINGLE	S
MODULAR	M

CONNECTOR	
6 pin	6

ACCURACY CLASS	
0.25% FSO	H
0.5% FSO	M

RANGE			
bar		psi	
100	B01C	1500	P15C
200	B02C	3000	P03M
350	B35D	5000	P05M
500	B05C	7500	P75C
700	B07C	10000	P10M
1000	B01M	15000	P15M

000= Standard version
Special or customized versions available on request

E	External autozero
-	Magnetic autozero

FLEXIBLE STEM LENGTH
(mm / inches)

D	457mm	18"
E	610mm	24"
F	760mm	30"

RIGID STEM LENGTH
(mm / inches)

4	153mm	6"
5	318mm	12.5"

Available on request

3	76mm	3"
6	350mm	14"
7	400mm	16"
8	456mm	18"

THREAD

Standard	
1	1/2 - 20 UNF
4	M18 x 1.5

Examples

IN1S-6-M-B07C-1-4-D-000

Melt pressure transducer without filling, 4...20mA output, 6-pin connector, 1/2-20 UNF threading, 700 bar pressure range, 0.5% precision level, 153 mm (6") rigid stem, 457 mm (18") flexible stem.

cod. IN - 03/06