

# 40T 96

## CONFIGURABLE INDICATORS - ALARM UNITS



### Main applications

- Thermostats
- Humidity switches
- Mould cooling units
- Industrial refrigerators
- Air conditioning
- Food processing equipment

### Main features

- Faceplate configurable input
- Protected by a personal code
- Configurable by a serial link
- Transmitter power supply incorporated
- Custom thermocouple linearisation available
- Internal linearisation for engineering units
- Labels provided for the more common physical units
- Sampling time and trip intervention programmable between 15 and 120msec with resolution between 4000 and 16000 steps
- Retransmission of the measured variable signal
- 4 trip points completely configurable from keyboard
- RS485 optically isolated serial line Protocol : GEFTRAN CENCAL or MODBUS RTU
- Rapid configuration from PC with Winstrum package

### GENERAL

Microprocessor based indicator in both 96x48 (1/8 DIN) format manufactured with SMT. The instrument have a lexan membrane faceplate (guaranteed to IP65) which has 3 keys, a 3 / 4 digit display format, and 4 indicating LED's for the output statuses.

The input signal can be selected from a wide range of sensors:

- Thermocouples of type J, K, R, S, T, B, E, N, L GOST, U, G, D, C
- Resistance thermometers Pt100, Pt100J 2 / 3 wire
- PTC and NTC themistors
- Linear inputs 0 to 60/12 to 60mV, 0 to 20/4 to 20mA, 0 to 10/2 to 10/0 to 5/1 to 5/0 to 1/0, 2 to 1V

The selection is made using the faceplate keys .

The instrument is available in version base, with two outputs to relé (2R), and expandible version.

The instruments have a maximum of 4 outputs that can be mechanical relays (5A,250Vac/30Vdc  $\cos\phi=1$ ) or logic outputs (0 to 11Vdc). A digital input (24Vdc/5mA) is available (for resetting, hold, flash, peak handling or releasing latch) and one output of 0...10V, 0/4 to

20mA (max. 500 $\Omega$ ) is available for retransmitting the measured input signal. The retransmission output, the digital input and the third output are available contemporaneously.

The serial communication option (available in RS485 standard) allows connection to supervision systems and PLCs with two protocols: GEFTRAN CENCAL and MODBUS RTU.

Finally, a triac can be fitted (as an alternative to the output 1) to drive resistive loads up to a maximum of 1A at 240V.

The programming of the instrument is made easy by grouping the parameters in function blocks (**CFG** for the alarm hysteresis, **Inp** for the inputs, **Out** for the outputs...) and by a simplified data entry menu.

The configuration can be simplified even further using the PC programming kit made up of a connection cable and a menu guide program that runs under Windows (see technical data WINSTRUM).

A configurable personal software protection code (password protection) can be used to restrict the levels of editing and displaying the configuration parameters.

### TECHNICAL DATA

#### INPUTS

Accuracy 0,2% f.s.  $\pm 1$  digit.

Sampling time: 120msec for temperature sensors, configurable for linear inputs down to a minimum of 15msec with reduction of the resolution to 4000 steps.

Configurable decimal point position for linear inputs, for TC, RTD, PTC and NTC inputs, only one decimal digit is allowed in the maximum display range of -199.9 to 999.9 (4 digit display), -99.9 to 99.9 (3 digit display with sign), with indication of open circuit thermocouple or RTD, PTC or NTC in open or short circuit, indication of over- and under-range for linear inputs.

#### TC - Thermocouple (4 digit)

J	0...1000°C / 32...1832°F
K	0...1300°C / 32...2372°F
R	0...1750°C / 32...3182°F
S	0...1750°C / 32...3182°F
T	-200...400°C / -328...752°F
B	44...1800°C / 111...3272°F
E	-100...750°C / -148...1382°F
N	0...1300°C / 32...2372°F
L-GOST	0...600°C / 32...1112°F
U	-200...400°C / -328...752°F
G	0...2300°C / 32...4172°F

**D** 0...2300°C / 32...4172°F  
**C** 0...2300°C / 32...4172°F  
**custom** -1999...9999

**TC - Thermocouple  
(3 digit + sign)**

**J** 0...999°C / 32...999°F  
**K** 0...999°C / 32...999°F  
**R** 0...999°C / 32...999°F  
**S** 0...999°C / 32...999°F  
**T** -200...400°C / -328...752°F  
**B** non disponibile  
**E** -100...750°C / -148...999°F  
**N** 0...999°C / 32...999°F  
**L-GOST** 0...600°C / 32...999°F  
**U** -200...400°C / -328...752°F  
**G** 0...999°C / 32...999°F  
**D** 0...999°C / 32...999°F  
**C** 0...999°C / 32...999°F  
**custom** -999...999

**RTD (2 or 3 wire)  
(4 digit)**

**PT100** -200...600°C / -328...1112°F  
**JPT100** -200...600°C / -328...1112°F

**(3 digit + sign)**

**PT100** -200...600°C / -328...999°F  
**JPT100** -200...600°C / -328...999°F

**PTC**

**990Ω, 25°C** -55...120°C / -67...248°F

**NTC**

**1KΩ, 25°C** -10...70°C / 14...158°F

**DC - Linear**

With scale configurable within the limits:

-1999...9999 (4 digit)  
-999...999 (3 digit + sign)  
0...60mV / 12...60mV  
0...10V / 2...10V  
0...5V / 1...5V  
0...1V / 0,2...1V

0...20mA / 4...20mA  
Input impedance for voltage signals:  
Ri > 1MΩ for f.s. 60mV / 1V,  
Ri > 10KΩ for f.s. 5V / 10V.  
for current signals Ri = 50Ω.  
32-segment configurable linearisation  
can be used.

**Potentiometer**

Supply 1,2V >100Ω

**Digital input**

PNP: Ri = 4,7KΩ (24V, 5mA) 1500V  
insulation  
NPN: free contact from tension  
Function is configurable as alarm or  
memory reset, hold, flash zero, display  
of the peak value (max., min. or peak  
to peak).

**OUTPUTS**

4 configurable outputs  
• OUT1 relay or Triac  
• OUT2 available to relé, logic  
• OUT3/OUT4 available only to relé (\*)  
(\*) OUT4 alternative to the analog  
retransmission output

**Relay**

(R in order code)  
with contacts rated at  
5A/250Vac/30Vdc at cosφ = 1.

**Logic**

(D in order code)  
24Vdc, Rout = 100Ω (10V/20mA).

**Triac**

(T in order code)  
24 to 240Vac ±10%, 50/60Hz, 1A max  
Snubberless, I²t = 128A²sec  
Current in loss 1,5mA max to 200Vac

A maximum of 4 trip points can be set  
as absolute, deviation or symmetrical  
deviation alarms.

The hysteresis of each alarm is  
configurable individually.

Alarm masking with exclusion on power  
up, with memory, delay and minimum  
intervention time. The trip point may be  
set at any point on the scale.

**Analogue retransmission**

0...10V, 0/4...20mA, at 500Ω max  
resolution 12 bit, useful for  
retransmission of variable.

**Serial line**

Isolated 2/4 wires, RS422/485 interface  
(1200, 2400, 4800, 9600, 19200 baud)  
Prot.: GEFTRAN CENCAL or MODBUS

**POWER SUPPLY**

Standard: 100 to 240Vac/dc ± 10%  
optional: 11 to 27Vac/dc ± 10%  
50/60Hz, max. 7,5VA  
Protected by an internal fuse (not  
replaceable by the operator).

**POWER SUPPLY TRANSMITTER**

24V ±10% un stabilised, 50mA  
15V for transmitter, 50mA  
1,2V for potentiometer > 100Ω

**AMBIENT CONDITIONS**

**Working temperature range:**

0 to 50°C

**Storage temperature range:**

-20 to 70°C

**Humidity:**

20 to 85%Ur non-condensing

**WEIGHT**


320g in the complete version

**FACEPLATE DESCRIPTION**


- A** - indication of process variable digits h. 20mm  
(3 digit), 14mm (4 digit), red display
- B** - Label for engineering units
- C** - "Function" key
- D** - "Raise" and "Lower" keys
- E** - Indication of the states of the outputs, red Led

IP65 faceplate protection

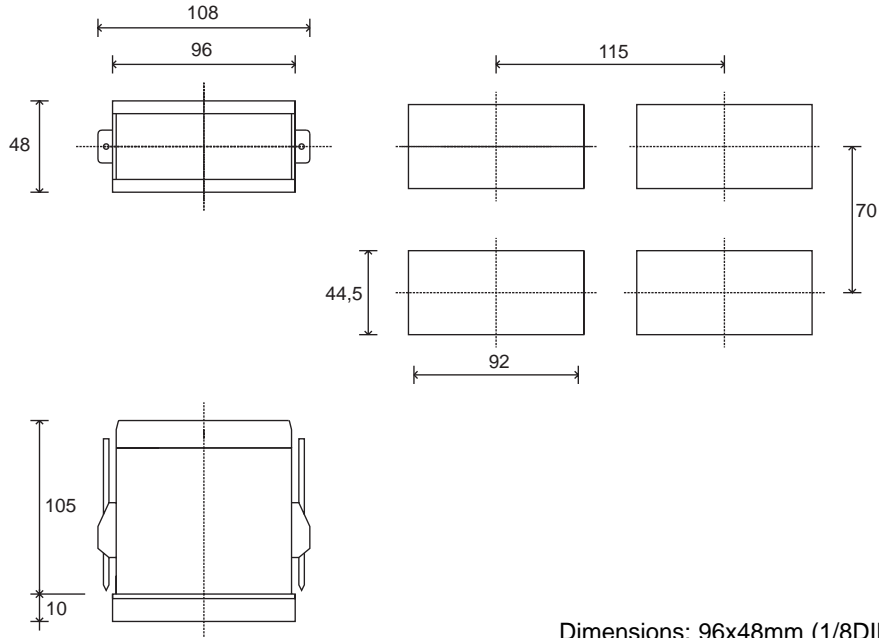
4 digits



3 digits



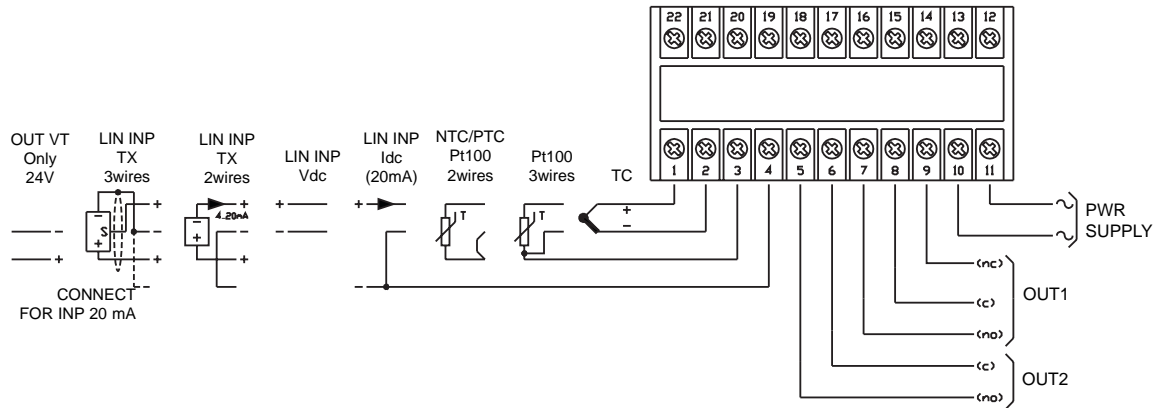
**DIMENSIONS and CUT-OUT**



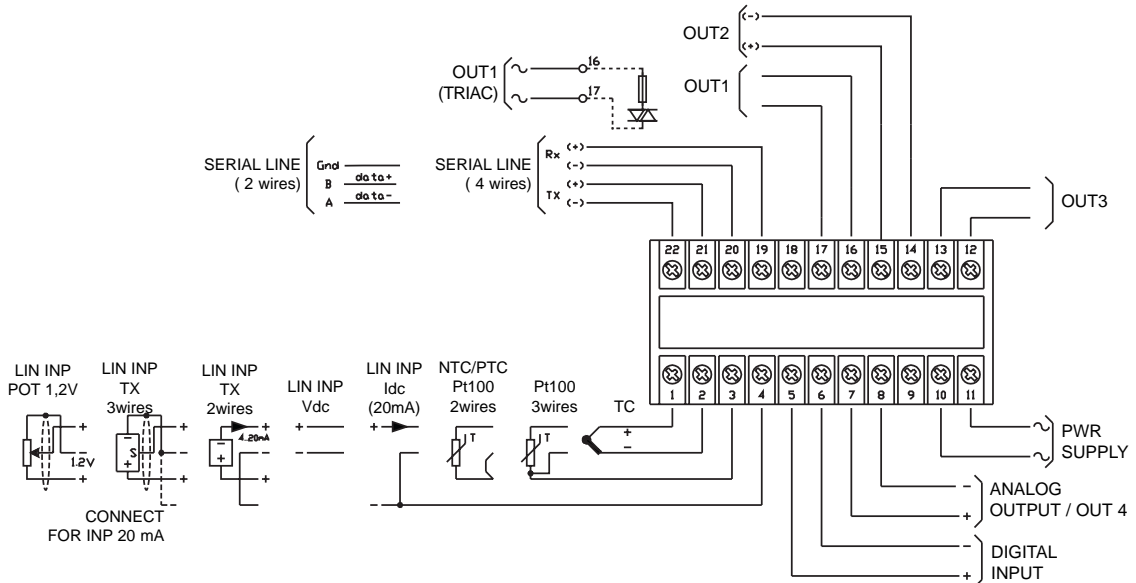
Dimensions: 96x48mm (1/8DIN), depth 105mm

**CONNECTION DIAGRAM**

Version base with two relay of output (output 1, output 2 = 2R)



Expandible version



For a correct installation see the warnings in the users' manual

**ORDER CODE**

40T 96                

NR. DIGITS	
3 + sign	3
4	4

TRANSMITTER POWER SUPPLY	
None	0 0
For T input (alternative to RTD, PTC, NTC)	
1,2Vdc for potentiometer (**) (*)	0 1
15Vdc for transmitter (**)	1 5
24Vdc, 50mA	2 4
ALL ****	99

OUT 1, OUT 2	
Relay, Relay	2 R
Relay, Relay	R R
Relay, logic	R D
Triac, Absent	T 0

OUT 3, OUT 4 (**)	
None	0 0
Relay, absent	R 0
Relay, Relay (***)	RR

POWER SUPPLY	
0	11...27Vac/dc
1	100...240Vac/dc

DIGITAL COMMUNICATION (**)	
0	None
2	RS485

DIGITAL INPUT / RETRANSMISSION OUTPUT (**)	
0	None
1	Digital input
2	Analogue output 0...20mA (0...10V) (***)
3	Both (***)

(\*) R77 for potentiometer input (Rinput >10Mohm)  
 (\*\*) Not available in the case of output 1, output 2 = 2R  
 (\*\*\*) Output 4 relay alternative to the retransmission output  
 \*\*\*\* Selectable (standard 24Vdc)



The instrument conforms to the European Directives 89/336/CEE and 73/23/CEE with reference to the generic standards:  
 - CEI-EN 61000-6-2 (immunity in industrial environments) - EN 50081-1 (emission in residential environments) - EN 61010-1 (safety)

cod. 40T96 - 04/05